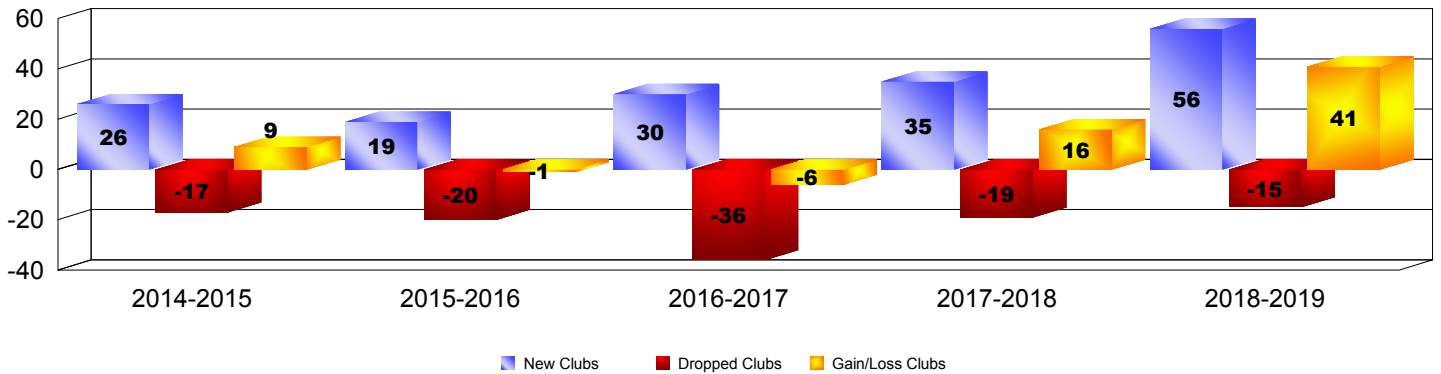
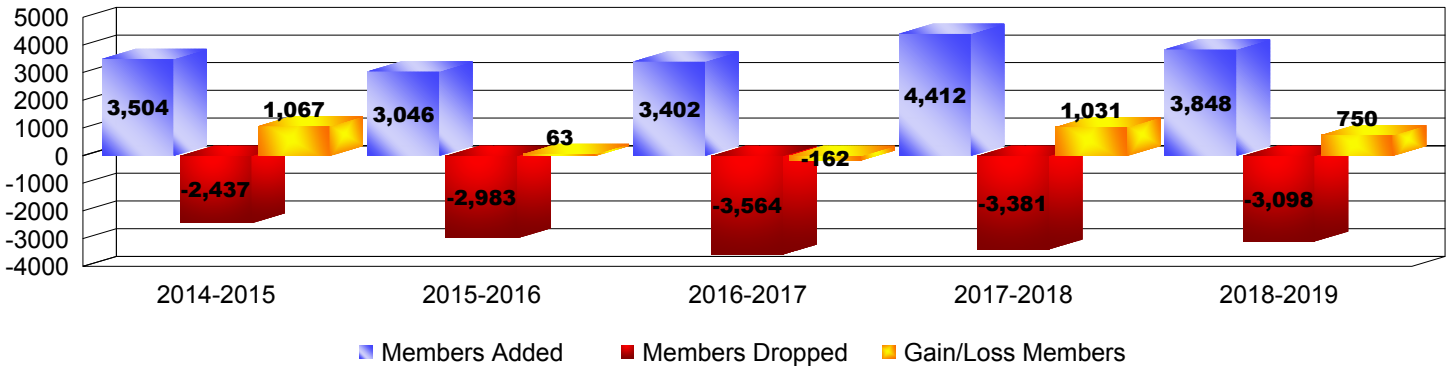


Year	New Clubs	Dropped Clubs	Gain/Loss Clubs	New Members	Charter Members	Reinstate Members	Transfer Members	Total Member Added	Total Members Dropped	Gain/Loss Members
2014-2015	26	-17	9	2471	762	220	51	3504	-2437	1067
2015-2016	19	-20	-1	1982	853	156	55	3046	-2983	63
2016-2017	30	-36	-6	2189	844	330	39	3402	-3564	-162
2017-2018	35	-19	16	3127	987	252	46	4412	-3381	1031
2018-2019	56	-15	41	1997	1607	216	28	3848	-3098	750
Average	33	-21	12	2353	1011	235	44	3642	-3093	550

Clubs




Members



Membership Composition

June 2019 Cumulative



Gender Comparison

June 2019 Cumulative

